Holy Family Catholic School – Faculty of Drama Autumn Half-Term 2 Year 8

| Learning Intention | Vocab | Concept | Retrieval | Success Criteria | Hinge Questions for this lesson | Red Zone |
|---|---|---|---|---|---|---|
| Lesson 1 Week 1<br>To understand the origins and style of Melodrama | *Melodrama, Style, Exaggerated, Gestures, Proscenium arch, 19th Century, Improvise* | Gain an understanding of melodramatic acting | Vocal skills recap on whiteboard | I can…<br>-Describe why and how melodrama developed.<br>-Explore the acting style of Melodrama.<br>-Perform an improvised scene using exaggerated gestures | | 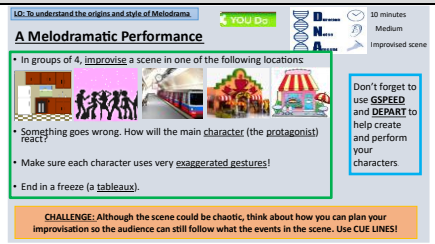 |
| Lesson 2 Week 2<br>To develop knowledge of the stock characters in Melodrama and Pantomime | *Melodrama, Style, Exaggerated, Gestures, Stock characters Physicality, GSPEED, DEPART* | To understand stock characters and storylines | Identify stock characters with modern panto characters | I can…<br>-Identify the stock characters in Melodrama and Pantomime;<br>-Explore the physicality and voice of different stock characters in melodrama;<br>-Perform stock characters in a Pantomime script | | |

Holy Family Catholic School – Faculty of Drama Autumn Half-Term 2 Year 8

| Learning Intention | Vocab | Concept | Retrieval | Success Criteria | Hinge Questions for this lesson | Red Zone |
|---|---|---|---|---|---|---|
| Lesson 3 Week 3<br>To understand how to apply Pantomime conventions to a performance of a Pantomime script | *Pantomime, Conventions, Stock character, script* | Stage a scene using stock characters | Quiz | I can…<br>-Identify the dramatic conventions of Pantomime.<br>Apply at least two Pantomime conventions to a scene – Practical Red Zone.<br>-Rehearse your scene to embed the conventions | | 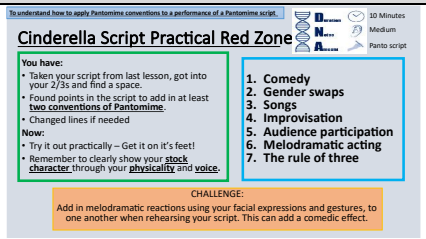 |
| Lesson 4 Week 4<br>To be able to devise a Slapstick Comedy sequence | *Melodrama, Pantomime, Slapstick, Sequence, Comedy, Improbable situations, Practical jokes, chases, Unrealistic action, Extreme physicality, Comical trips* | To identify slapstick features and use these in a performance | Bell task | I can…<br>-Identify the features of Slapstick Comedy.<br>-Devise a short Slapstick sequence my own.<br>-Apply Slapstick Comedy to a Pantomime scene. | | 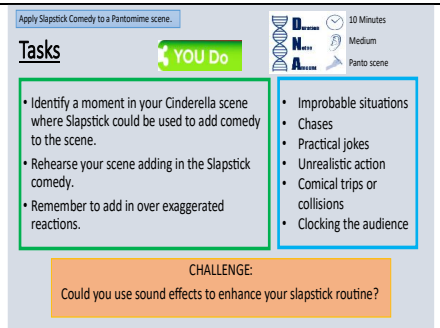 |

Holy Family Catholic School – Faculty of Drama Autumn Half-Term 2 Year 8

| Learning Intention | Vocab | Concept | Retrieval | Success Criteria | Hinge Questions for this lesson | Red Zone |
|---|---|---|---|---|---|---|
| Lesson 5 Week 5<br>To understand how to analyse and improve my own performance | Melodrama, Pantomime, Audience interaction, Gender swap, Catch phrases, Slapstick, Gesture, Music, DEPART, GSPEED | To recognise where performance needs refining and implementing that | Red chat | I can…<br>-Identify strengths and areas for improvement in my own work<br>-Analyse my use of performance skills and pantomime conventions<br>-Rehearse my Pantomime scene to make improvements | | 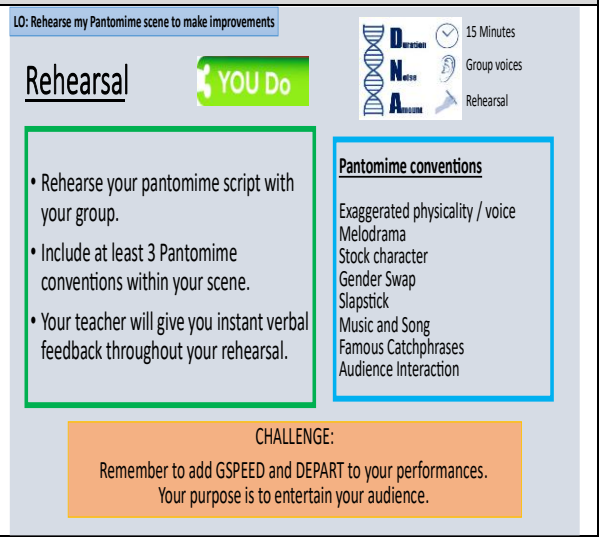 |

Holy Family Catholic School – Faculty of Drama Autumn Half-Term 2 Year 8

| Learning Intention | Vocab | Concept | Retrieval | Success Criteria | Hinge Questions for this lesson | Red Zone |
|---|---|---|---|---|---|---|
| Lesson 6 Week 6<br>To understand how to analyse and improve my own performance | Melodrama, Pantomime, Audience interaction, Gender swap, Catch phrases, Slapstick, Gesture, Music, DEPART, GSPEED | To continue to rehearse and improve using feedback given by teacher and peers | Feedback | I can…<br>-Identify strengths and areas for improvement in my own work<br>-Analyse my use of performance skills and pantomime conventions<br>-Rehearse my Pantomime scene to make improvements | | 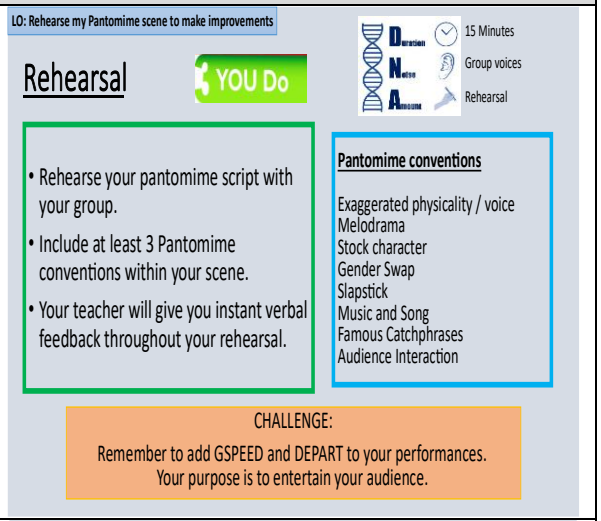 |
| Lesson 7 Week 7<br>Rehearse and perform | Panto<br>Perform | Rehearse and perform using techniques explored | Memory of lines and techniques | Perform using GSPEED & DEPART and Stock characters | | |